

# SASSO PRO 100

## adjustable offset trim square


048-2412418M 052-1952417



Project / Type

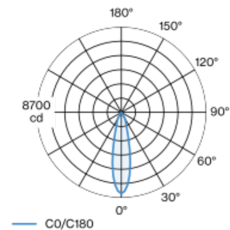
Notes

Count / Date



Round recessed spotlight in die-cast aluminium with recessed luminaire plane; surface black powder coated; 360° rotatable and 35° tiltable; installation without tools in mounting set due to patented ball catch system; square installation housing; with trim traffic white; suitable for ceiling thickness of 5-25 mm; passive cooling of the LEDs through improved heat sink geometry; with COB (Chip on Board) technology for maximum efficiency; no appearance of multiple shadows; light colour 2700 K; binning initial MacAdam  $\leq 3$  SDCM; CRI  $\geq 90$ ; min. 85% of luminous flux after 50000 operating hours; energy efficient LEDs with high CRI; including high quality reflector made of plastic with spherical reflector; aluminium, vapour deposition coated; neutral colour reflection through absolute freedom from interference colour; for brilliant object staging; precise radiation characteristic with 24° beam; installed and exchanged without tools; optical attachments available as accessories; accessories are listed separately; degree of protection IP20; PC2; 220-240 V; incl. converter, non dimmable; converter wired secondary side; through wiring connection box, 3-pole or 5-pole, available as an accessory; light source replaceable by an authorized professional; control gear replaceable by an authorized professional;

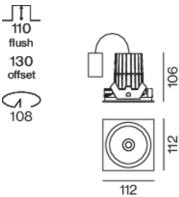
### Light distribution



medium 24°

h (m)	EO <sup>3</sup> (lx)	ø (m)
1	8270	0.43
2	2070	0.87
3	920	1.30
4	520	1.73
5	330	2.17

### Product drawing



### General

Ceiling | Recessed

tilt max 35°

rotation 360°

black | RAL 9005 <sup>1</sup>

Mounting set traffic white

IP20

2110 lm

### LED

2700 K

CRI  $\geq 90$

L85 / 50000 h

initial MacAdam  $\leq 3$  SDCM

R<sub>g</sub>: 100 | R<sub>f</sub>: 89 | R<sub>(1-15)</sub>: 86

MR 0.49 | MDER 0.44

### Optical

medium | beam angle 24°

PstLM  $\leq 1.0$  <sup>2</sup> | SVM  $\leq 0.4$  <sup>2</sup>

### Electrical

non DIM

PC2 | 220-240 V

system 27.0 W

system 78 lm/W <sup>3</sup>

### Physical

trim

length 112 mm | width 112 mm | height 106 mm

0.63 kg

### Cutout

diameter 108 mm

min. ceiling thickness 5 mm | max. ceiling thickness 25 mm

recessed depth 130 mm

<sup>1</sup> RAL code <sup>2</sup> Value of containing product at full load (undimmed)  
<sup>3</sup> incl. consideration of optical losses, internal control unit losses & operating device efficiency

### Installation instructions



### Lighting calculator

